

MFOS2 40

drawing the
transparencies

METALFORM




METALFORM

MFOS2 40 + MFOS2 75

MFOS2 40

The maximum quality in a system reduced to the essentials: MFOS2 40. Designed for interior design projects, the agile and lightweight tubular profiles reproduce the same image of the MFOS2 windows and doors in the glass partitions, creating an effect of continuity between interiors and the building envelope.

METALFORM



sliding door with single glass

METALFORM



double sashes door

METALFORM



METALFORM



METALFORM



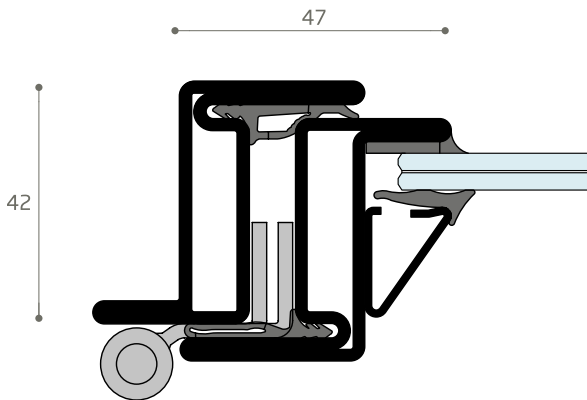
single sash door
METALFORM




double sashes door
METALFORM

MFOS2 40

the visible sections range from 12 to 47mm while the depth is reduced to 42mm, for glazing up to 27mm.



METALFORM



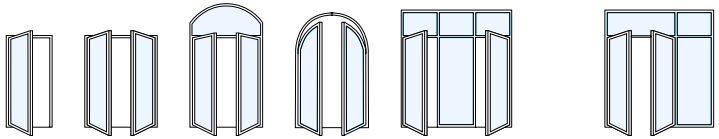
- 1 glazing bead
- 2 glazing slot up to 27mm
- 3 internal and external overlap
- 4 internal rebate gasket
- 5 external rebate gasket

METALFORM

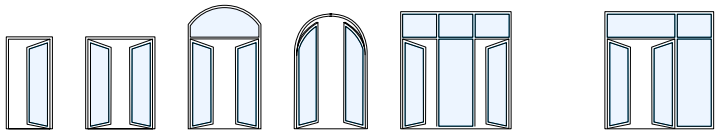
MFOS2 40

openings doors

inward opening



outward opening



materials

pickeled steel
(painted)



METALFORM

handles

VITRUVIO tronca

finishes

natural brass | burnished | painted

Corten



VITRUVIO quadra

finishes

natural brass | burnished | painted

Corten



METALFORM



MFOS2 40 external view

METALFORM



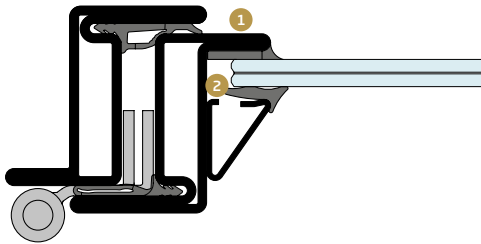
MFOS2 40 internal view

METALFORM

MFOS2 40

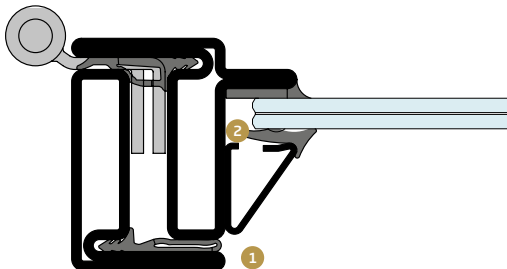
sections

inward opening



- 1 internal and external overlap
- 2 fitting groove up to 27mm

outward opening



- 1 internal and external overlap
- 2 fitting groove up to 27mm

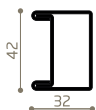
METALFORM

profiles

PR2424



PR2425



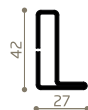
PR2430



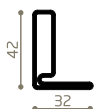
PR2431



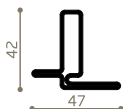
PR2451



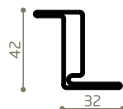
PR2461



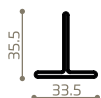
PR2462



PR2463



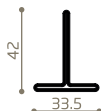
PR2464



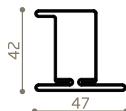
PR2471



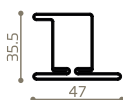
PR2454



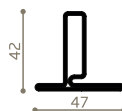
PR2455



PR2474



PR2482



glazing beads

PR2415



PR2416



PR2429



PR2606



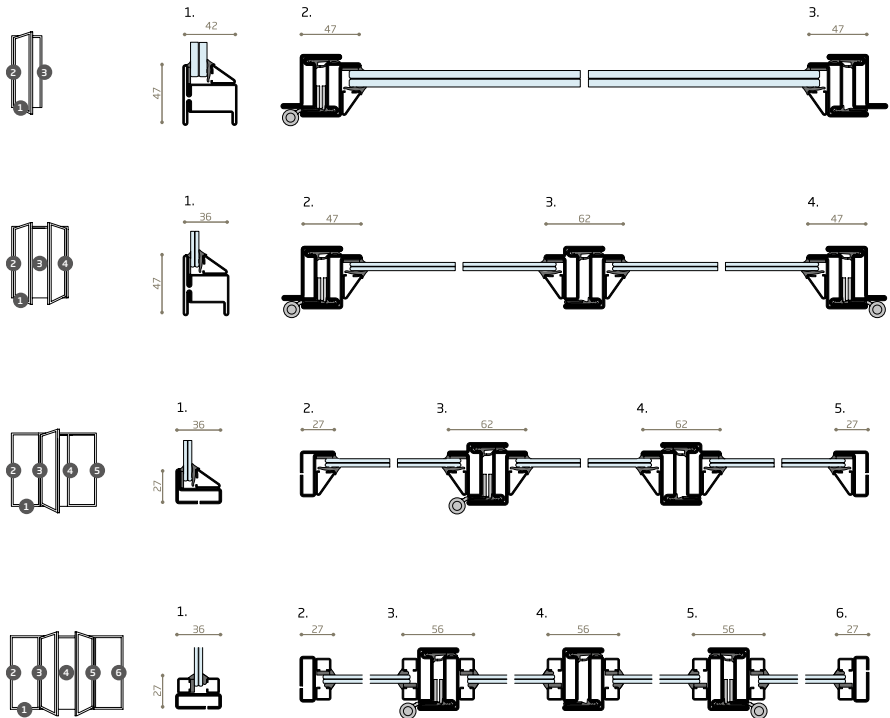
PR2607



MFOS2 40

sections

inward opening

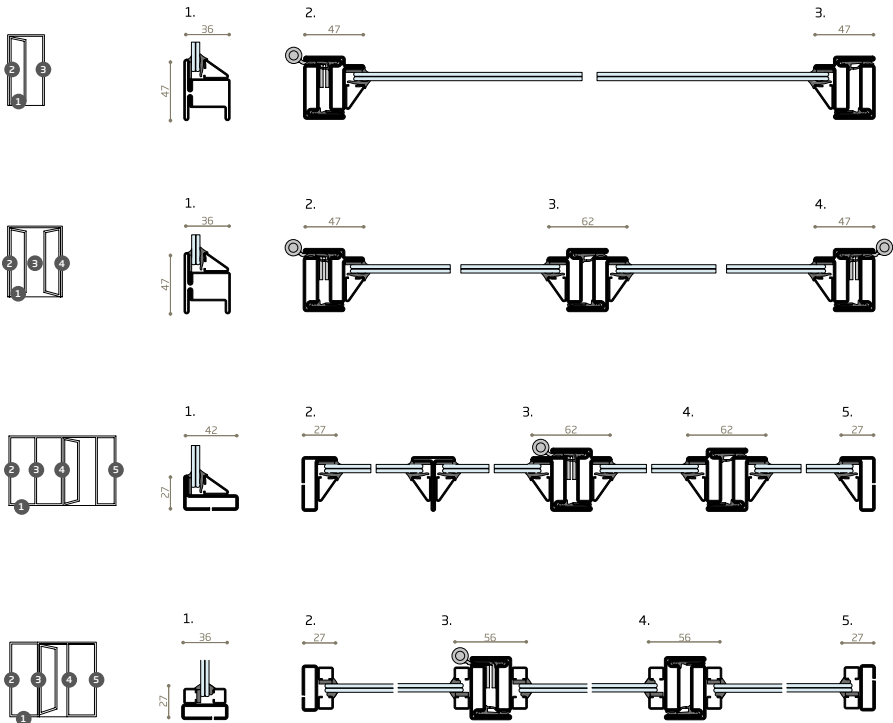


METALFORM

MFOS2 40

sections

outward opening



METALFORM



METALFORM



METALFORM



METALFORM
single sash door with
fixed pane



fix door with divide profile

METALFORM

BESPOKE & *Beautiful*

Let's talk



METALFORM™

www.metalform.uk

METALFORM

Metalform is a leader in manufacturing high quality steel and wrought iron products throughout Europe. We are a company with great pride in our products, with highly skilled fabricators and blacksmiths within modern production facilities. For over 20 years we have delivered steel and iron products of the highest quality to our clients all over Europe.

Metalform produces a complete range of architectural products in steel and wrought iron including windows, doors, partitions, gates, fences, railings, balconies and many other products for your homes and businesses.

METALFORM

MASTERS OF METAL

UNITED KINGDOM

METALFORM

NORWAYMETAL LTD

53 Chelsea Manor Street

London, SW3 5RZ

SALES@METALFORM.UK

+44 20 81298814

GERMANY

METALFORM GMBH

Carl-Zeiss-Ring 15A

85737 Ismaning

SALES@METALFORMGROUP.DE

+49 17663630406

NORWAY

METALFORM AS

Brochmannsveien 2

1950 Rømskog

SALG@METALFORM.NO

+47 401 62 446

METALFORMGROUP

SALES@METALFORMGROUP.COM